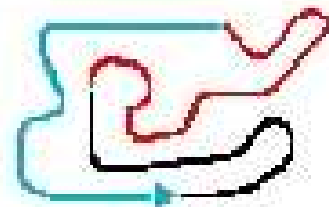




Chp. Ile de France  
Le Mans 25-26 Avril 2015



Chp.IDF Cadet

Document 14.1 OFFICIEL

**Cadet**  
Final (FI)  
Résultats

Sous réserve du contrôle technique ou d'incidents d'ordre sportif

Cl	N°	Pilote	Club	Chassis	Meilleur S1	Meilleur S2	Meilleur S3	Meilleur tour	Interv.	Ecart à l'unité plac
1	29	MARTINS Victor	Brétigny	Sodi	22.543	32.721	25.128	1:20.644		
2	25	POURCHAIRE Théo	Rosny		22.815	33.020	25.403	1:21.528	9.731	9.731
3	1	NOUET Theo	Rosny	C.R.G.	22.927	32.851	25.462	1:21.630	3.197	12.928
4	11	CLEMENT Thibaut	Brétigny	C.R.G.	22.950	32.843	25.264	1:21.479	1.859	14.787
5	7	LAPA PEREIRA Simon	Rosny	Alpha	22.856	33.296	25.922	1:22.410	3.212	17.999
6	19	PERRIN Sophie	Rosny	Zanardi	22.794	33.116	25.207	1:21.714	0.474	18.473
7	15	CHAPON Johann	Angerville	C.R.G.	23.096	33.183	25.226	1:21.782	0.921	19.394
8	4	PICQUE Alexandre	Rosny	Zanardi	23.031	33.195	25.906	1:22.609	2.978	22.372
9	23	IMBOURG Thomas	Rosny	C.R.G.	22.861	33.404	25.493	1:22.368	3.616	25.988
10	8	FRAYSSE Killian	Sens-Paris	Alpha	22.950	33.194	25.356	1:22.247	1.228	27.216
11	2	NICOLINO Maxime	B.R.K.	A.R.T.	23.295	33.119	25.679	1:22.506	2.689	29.905
12	6	HADJAR Isack	Sens-Paris	Zanardi	23.039	33.776	25.651	1:22.539	2.956	32.861
13	9	BERTRAND William	Angerville	OTK	22.968	33.070	25.331	1:21.686	0.555	33.416
14	12	VENIER Jonas	Brétigny	OTK	23.437	33.332	25.855	1:22.830	15.312	48.728
15	44	JEAN Maxime	Cormeilles	C.R.G.	23.608	34.059	25.961	1:24.240	1.782	50.510
16	10	DOMBROWSKI Thomas	Angerville	Sodi	23.814	34.145	25.861	1:24.716	0.707	51.217
17	18	CONDE Hugo	Beltoise	Birel-Art	23.208	33.679	25.493	1:22.610	3.540	54.757
18	13	LOISON Gwenael	Angerville	Sodi	23.935	34.083	25.816	1:24.200	2.217	56.974
19	5	MIALANE Thomas	Sens-Paris	C.R.G.	22.785	32.851	25.281	1:21.073	0.314	57.288
20	20	HURAY Ayrton	Rosny	Zanardi	23.656	33.579	25.580	1:23.118	5.101	1:02.389
21	14	LIEGE Bastien	Angerville	Sodi	24.382	34.316	26.365	1:25.079	21.036	1:23.425
22	3	HENRION Gillian	Rosny	Zanardi	23.251	33.555	26.915	1:23.910	9 Tours	9 Tours
23	16	COSTA Valentin	J.B.H.	C.R.G.					2 Tours	11 Tours

Tête de course : N°29 MARTINS Victor (1-11)

Départ : 26/04 - 15:43:21

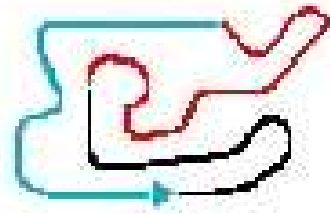
Meilleur tour : N°29 MARTINS Victor 1:20.644

Météo : Pluie Air : 14°C Piste : Mouillée

Record de l'épreuve : N°1 NOUET Theo 58.643



# Chp.Île de France Le Mans 25-26 Avril 2015



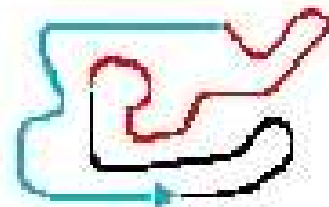
## Chp.IDF Cadet

### Cadet Final (FI)

Pour information, sans valeur officielle

### Tableau des tours

	1	2	3	4	5	6	7	8	9	10	11	12	13	14	15	16	17	18	19	20	21	22	23
<b>Grille</b>	29	25	11	7	1	4	18	8	2	15	6	20	23	44	10	12	9	13	19	5	<del>16</del>	3	14
<b>Départ</b>	29	11	25	1	7	18	4	8	6	2	15	23	20	12	44	10	9	19	5	13	3	14	
<b>Tour 1</b> Intervalle	29	11 0.4	25 0.5	1 0.5	18 0.2	7 0.1	4 1.2	20 0.3	15 0.6	8 0.4	6 0.0	23 0.2	19 1.0	3 0.3	2 0.5	5 0.1	10 0.8	9 0.8	13 0.6	12 0.0	14 1.6	44 0.4	
<b>Tour 2</b>	29	11 0.6	25 0.6	1 0.3	7 1.2	18 0.6	4 0.1	15 1.8	20 0.2	8 0.1	23 0.4	19 0.4	5 0.2	6 0.5	<del>3</del> 0.1	2 0.5	9 1.3	10 1.0	44 3.3	13 0.5	12 2.3	14 2.7	
<b>Tour 3</b>	29	11 1.0	25 1.0	1 1.0	7 1.1	4 1.7	15 1.6	18 0.0	5 0.5	20 1.0	19 0.2	23 1.4	6 0.0	2 0.2	9 0.5	8 1.1	10 0.9	13 4.7	12 1.1	44 1.0	14 6.6		
<b>Tour 4</b>	29	11 1.8	25 0.8	1 1.3	7 2.1	4 1.8	19 2.8	15 0.8	20 0.9	23 0.3	2 1.5	6 0.1	9 0.1	8 0.4	10 2.5	12 5.3	13 0.1	44 1.2	18 7.6	5 2.6	14 1.2		
<b>Tour 5</b>	29	11 3.1	25 0.3	1 1.3	7 3.0	4 1.8	19 1.9	15 1.0	23 2.3	2 1.4	9 0.7	8 0.6	6 1.2	10 2.3	12 5.1	44 1.6	13 3.5	18 2.8	14 8.0	20 0.4	5 10.3		
<b>Tour 6</b>	29	11 4.2	25 1.3	1 0.5	7 4.1	4 1.8	19 1.5	15 0.3	23 3.3	2 2.4	8 0.5	9 0.3	6 1.8	10 3.1	12 5.5	44 1.0	13 3.9	18 0.2	20 11.1	14 2.6	5 5.6		
<b>Tour 7</b>	29	25 7.0	11 0.0	1 0.4	7 4.3	4 1.9	19 0.4	15 0.5	23 4.8	8 2.2	2 0.3	9 0.5	6 2.3	10 8.0	12 2.0	44 0.6	13 5.1	18 5.7	20 4.5	5 4.6	14 1.7		
<b>Tour 8</b>	29	25 8.1	1 1.5	11 0.1	7 3.6	4 1.8	19 0.0	15 1.2	23 5.2	8 1.1	9 0.8	2 0.5	6 3.9	10 9.3	12 1.5	44 0.7	13 5.6	18 3.2	20 5.6	5 1.6	14 6.1		
<b>Tour 9</b>	29	25 8.2	11 1.7	1 0.9	7 3.6	19 1.5	15 1.4	4 0.6	23 4.6	8 1.1	2 2.4	6 3.1	9 2.2	12 9.7	10 0.5	44 0.6	13 6.5	18 1.2	5 6.1	20 0.8	14 8.7		
<b>Tour 10</b>	29	25 9.4	11 1.4	1 0.9	7 4.6	19 0.6	15 1.8	4 2.1	23 3.4	8 1.0	2 2.5	6 3.2	9 1.5	12 14.1	10 0.0	44 0.0	18 5.5	13 1.1	5 3.4	20 3.0	14 10.3		
<b>Tour 11</b>	29	25 9.7	1 3.1	11 1.8	7 3.2	19 0.4	15 0.9	4 2.9	23 3.6	8 1.2	2 2.6	6 2.9	9 0.5	12 15.3	44 1.7	10 0.7	18 3.5	13 2.2	5 0.3	20 5.1	14 21.0		



Chp.IDF Cadet

**Cadet** Final (FI)

Analyse des tours

Pour information, sans valeur officielle

Tours	Secteur 1	Secteur 2	Secteur 3	mps au tour
<b>N°1 NOUET Theo</b>				
1	24.795	33.632	26.190	1:24.617
2	22.927	33.695	25.774	1:22.396
3	23.108	33.567	26.563	1:23.238
4	23.173	33.430	25.661	1:22.264
5	23.042	33.323	25.504	1:21.869
6	23.009	33.389	25.849	1:22.247
7	23.542	33.367	25.720	1:22.629
8	23.234	33.609	26.426	1:23.269
9	24.267	32.851	25.462	1:22.580
10	23.069	33.020	25.541	1:21.630
11	23.230	33.303	25.869	1:22.402

Tours	Secteur 1	Secteur 2	Secteur 3	mps au tour
<b>N°2 NICOLINO Maxime</b>				
1	27.036	35.726	26.828	1:29.590
2	23.694	34.368	25.883	1:23.945
3	24.183	34.061	26.334	1:24.578
4	23.851	34.523	26.262	1:24.636
5	23.642	33.571	25.743	1:22.956
6	23.767	34.774	25.679	1:24.220
7	24.000	33.746	25.913	1:23.659
8	23.295	33.845	26.180	1:23.320
9	23.472	34.015	25.860	1:23.347
10	23.513	33.119	25.874	1:22.506
11	23.566	33.613	25.823	1:23.002

Tours	Secteur 1	Secteur 2	Secteur 3	mps au tour
<b>N°3 HENRION Gillian</b>				
1	26.540	35.017	26.915	1:28.472
2	23.251	33.555	27.104	1:23.910

Tours	Secteur 1	Secteur 2	Secteur 3	mps au tour
<b>N°4 PICQUE Alexandre</b>				
1	25.594	34.349	26.140	1:26.083
2	23.487	33.399	26.042	1:22.928
3	24.359	33.590	26.010	1:23.959
4	23.386	33.809	26.160	1:23.355
5	23.085	33.836	25.906	1:22.827
6	23.050	33.894	26.448	1:23.392
7	23.031	33.434	26.375	1:22.840
8	23.155	33.195	26.259	1:22.609
9	23.988	33.536	26.713	1:24.237
10	23.487	33.533	26.547	1:23.567
11	23.308	33.249	26.067	1:22.624

Tours	Secteur 1	Secteur 2	Secteur 3	mps au tour
<b>N°5 MIALANE Thomas</b>				
1	26.864	34.398	27.981	1:29.243
2	22.907	33.755	25.786	1:22.448
3	23.622	33.625	25.607	1:22.854
4	48.866	33.486	25.628	1:47.980
5	40.237	33.806	25.704	1:39.747
6	23.623	33.727	25.832	1:23.182

Tours	Secteur 1	Secteur 2	Secteur 3	mps au tour
7	22.919	32.988	25.430	1:21.337
8	22.845	33.029	25.502	1:21.376
9	23.136	33.373	25.556	1:22.065
10	22.955	32.851	25.525	1:21.331
11	22.785	33.007	25.281	1:21.073

Tours	Secteur 1	Secteur 2	Secteur 3	mps au tour
<b>N°6 HADJAR Isack</b>				
1	25.973	35.146	26.394	1:27.513
2	24.448	34.287	26.596	1:25.331
3	24.108	34.206	26.797	1:25.111
4	24.348	34.435	26.187	1:24.970
5	24.796	34.670	26.022	1:25.488
6	23.753	33.887	26.624	1:24.264
7	23.742	34.086	25.995	1:23.823
8	24.021	34.220	26.209	1:24.450
9	23.039	33.807	25.693	1:22.539
10	23.091	33.880	25.651	1:22.622
11	23.065	33.776	25.825	1:22.666

Tours	Secteur 1	Secteur 2	Secteur 3	mps au tour
<b>N°7 LAPA PEREIRA Simon</b>				
1	24.324	33.764	26.910	1:24.998
2	23.388	33.645	26.236	1:23.269
3	23.399	33.368	26.300	1:23.067
4	23.374	33.760	26.174	1:23.308
5	22.856	33.906	25.992	1:22.754
6	23.320	33.912	26.167	1:23.399
7	23.115	33.715	25.922	1:22.752
8	23.373	33.427	25.954	1:22.754
9	23.043	33.423	25.944	1:22.410
10	23.321	33.296	26.026	1:22.643
11	23.192	33.533	26.102	1:22.827

Tours	Secteur 1	Secteur 2	Secteur 3	mps au tour
<b>N°8 FRAYSSE Killian</b>				
1	25.645	35.103	26.776	1:27.524
2	23.417	34.002	26.210	1:23.629
3	24.477	38.362	25.913	1:28.752
4	23.670	34.149	25.837	1:23.656
5	24.321	33.950	25.356	1:23.627
6	23.929	33.576	25.886	1:23.391
7	23.141	33.744	25.912	1:22.797
8	23.107	33.384	25.756	1:22.247
9	23.015	33.482	25.796	1:22.293
10	23.442	33.194	25.711	1:22.347
11	22.950	33.341	26.620	1:22.911

Tours	Secteur 1	Secteur 2	Secteur 3	mps au tour
<b>N°9 BERTRAND William</b>				
1	26.453	37.888	26.795	1:31.136
2	23.352	34.301	25.815	1:23.468
3	23.706	33.998	26.015	1:23.719
4	24.211	34.247	25.944	1:24.402
5	24.240	33.779	25.418	1:23.437

Tours	Secteur 1	Secteur 2	Secteur 3	mps au tour
6	24.183	34.161	25.967	1:24.311
7	23.854	33.805	25.677	1:23.336
8	23.179	33.692	25.331	1:22.202
9	30.132	33.931	25.334	1:29.397
10	22.968	33.070	25.830	1:21.868
11	23.053	33.187	25.446	1:21.686

Tours	Secteur 1	Secteur 2	Secteur 3	mps au tour
<b>N°10 DOMBROWSKI Thomas</b>				
1	27.293	36.278	26.807	1:30.378
2	23.814	35.143	26.428	1:25.385
3	24.023	34.670	26.023	1:24.716
4	24.495	34.145	26.618	1:25.258
5	24.109	34.513	26.161	1:24.783
6	24.262	34.218	26.502	1:24.982
7	24.445	38.266	26.066	1:28.777
8	24.741	34.225	26.747	1:25.713
9	24.781	34.798	26.280	1:25.859
10	24.322	34.400	27.019	1:25.741
11	24.820	34.574	25.861	1:25.255


Tours	Secteur 1	Secteur 2	Secteur 3	mps au tour
<b>N°11 CLEMENT Thibaut</b>				
1	23.996	33.097	26.603	1:23.696
2	23.017	33.471	25.969	1:22.457
3	23.158	33.038	25.866	1:22.062
4	23.014	33.260	25.914	1:22.188
5	23.318	33.371	25.645	1:22.334
6	23.104	32.967	26.085	1:22.156
7	23.649	34.495	25.854	1:23.998
8	23.474	33.353	27.088	1:23.915
9	23.321	32.894	25.264	1:21.479
10	23.281	32.843	25.462	1:21.586
11	22.950	36.726	25.541	1:25.217

Tours	Secteur 1	Secteur 2	Secteur 3	mps au tour
<b>N°12 VENIER Jonas</b>				
1	24.973	40.340	26.639	1:31.952
2	23.437	36.745	29.862	1:30.044
3	24.254	34.311	25.855	1:24.420
4	24.125	33.838	26.732	1:24.695
5	23.539	34.212	26.858	1:24.609
6	24.503	34.406	26.450	1:25.359
7	24.420	34.227	26.663	1:25.310
8	24.564	34.404	26.205	1:25.173
9	24.258	33.387	26.083	1:23.728
10	24.218	34.917	27.140	1:26.275
11	23.474	33.332	26.024	1:22.830

Tours	Secteur 1	Secteur 2	Secteur 3	mps au tour
<b>N°13 LOISON Gwenael</b>				
1	27.497	36.457	27.591	1:31.545
2	24.805	35.622	27.326	1:27.753
3	24.077	35.463	26.053	1:25.593
4	24.461	35.042	26.558	1:26.061



Chp. Ile de France  
Le Mans 25-26 Avril 2015



Chp.IDF Cadet

**Cadet** Final (FI)

Analyse des tours

Pour information, sans valeur officielle

Tours	Secteur 1	Secteur 2	Secteur 3	mps au tour
5	24.687	38.768	26.124	1:29.579
6	24.827	<b>34.083</b>	26.294	<b>1:25.204</b>
7	24.428	35.130	26.556	1:26.114
8	25.235	34.573	<b>25.917</b>	1:25.725
9	24.932	34.436	<b>25.816</b>	<b>1:25.184</b>
10	24.173	34.865	26.299	1:25.337
11	<b>23.935</b>	34.412	25.853	<b>1:24.200</b>

Tours	Secteur 1	Secteur 2	Secteur 3	mps au tour
4	23.670	33.716	<b>25.250</b>	<b>1:22.636</b>
5	23.392	<b>33.219</b>	25.371	<b>1:21.982</b>
6	23.506	33.524	25.907	1:22.937
7	<b>22.794</b>	33.243	25.714	<b>1:21.751</b>
8	23.149	33.666	25.396	1:22.211
9	23.787	<b>33.117</b>	<b>25.207</b>	1:22.111
10	23.096	<b>33.116</b>	25.502	<b>1:21.714</b>
11	23.233	33.198	26.231	1:22.662

Tours	Secteur 1	Secteur 2	Secteur 3	mps au tour
3	23.097	<b>33.083</b>	<b>25.464</b>	<b>1:21.644</b>
4	<b>22.730</b>	33.122	25.525	<b>1:21.377</b>
5	22.931	<b>33.069</b>	<b>25.128</b>	<b>1:21.128</b>
6	<b>22.587</b>	33.227	25.204	<b>1:21.018</b>
7	22.737	<b>33.040</b>	25.345	1:21.122
8	22.893	<b>32.968</b>	25.282	1:21.143
9	22.831	33.135	25.493	1:21.459
10	<b>22.543</b>	<b>32.721</b>	25.380	<b>1:20.644</b>
11	22.773	32.932	25.573	1:21.278

**N°14 LIEGE Bastien**

1	<b>28.053</b>	<b>37.087</b>	<b>27.457</b>	<b>1:32.597</b>
2	<b>26.030</b>	37.153	27.966	<b>1:31.149</b>
3	<b>25.357</b>	<b>36.377</b>	27.610	<b>1:29.344</b>
4	26.395	<b>36.255</b>	<b>27.289</b>	1:29.939
5	25.897	<b>35.217</b>	<b>26.646</b>	<b>1:27.760</b>
6	26.526	<b>34.844</b>	26.910	1:28.280
7	25.396	35.460	27.886	1:28.742
8	<b>24.382</b>	<b>34.770</b>	<b>26.607</b>	<b>1:25.759</b>
9	24.421	<b>34.462</b>	26.707	<b>1:25.590</b>
10	24.398	<b>34.316</b>	<b>26.365</b>	<b>1:25.079</b>
11	31.478	35.333	27.018	1:33.829

**N°20 HURAY Ayrton**

1	<b>25.487</b>	<b>34.515</b>	<b>26.144</b>	<b>1:26.146</b>
2	<b>23.671</b>	<b>34.053</b>	26.946	<b>1:24.670</b>
3	24.232	34.599	26.345	1:25.176
4	24.450	34.307	<b>25.926</b>	1:24.683
5	51.488	<b>33.897</b>	26.264	1:51.649
6	24.911	<b>33.852</b>	26.438	1:25.201
7	24.649	<b>33.838</b>	26.501	1:24.988
8	24.729	<b>33.579</b>	26.076	<b>1:24.384</b>
9	24.357	34.095	26.132	1:24.584
10	<b>23.656</b>	33.721	26.136	<b>1:23.513</b>
11	23.695	33.843	<b>25.580</b>	<b>1:23.118</b>

**N°44 JEAN Maxime**

1	<b>27.484</b>	<b>40.234</b>	<b>26.352</b>	<b>1:34.070</b>
2	<b>23.608</b>	<b>34.695</b>	26.746	<b>1:25.049</b>
3	23.819	38.029	26.479	1:28.327
4	24.127	<b>34.482</b>	26.511	1:25.120
5	23.795	34.631	26.380	<b>1:24.806</b>
6	24.200	<b>34.268</b>	<b>26.310</b>	<b>1:24.778</b>
7	23.811	34.441	26.625	1:24.877
8	24.476	34.298	26.479	1:25.253
9	24.220	<b>34.059</b>	<b>25.961</b>	<b>1:24.240</b>
10	24.150	34.201	26.836	1:25.187
11	23.826	34.300	26.340	1:24.466

**N°15 CHAPON Johann**

1	<b>24.706</b>	<b>35.771</b>	<b>26.421</b>	<b>1:26.898</b>
2	<b>23.407</b>	<b>34.201</b>	<b>26.143</b>	<b>1:23.751</b>
3	23.491	<b>34.164</b>	<b>26.076</b>	<b>1:23.731</b>
4	25.808	34.336	<b>25.298</b>	1:25.442
5	<b>23.269</b>	<b>33.362</b>	25.482	<b>1:22.113</b>
6	<b>23.128</b>	<b>33.263</b>	25.834	1:22.225
7	23.275	33.461	<b>25.226</b>	<b>1:21.962</b>
8	23.998	33.291	25.627	1:22.916
9	23.467	<b>33.218</b>	25.647	1:22.332
10	23.238	33.384	25.441	1:22.063
11	<b>23.096</b>	<b>33.183</b>	25.503	<b>1:21.782</b>

**N°23 IMBOURG Thomas**

1	<b>26.179</b>	<b>35.183</b>	<b>26.217</b>	<b>1:27.579</b>
2	<b>23.813</b>	<b>33.710</b>	26.278	<b>1:23.801</b>
3	24.979	34.976	26.389	1:26.344
4	<b>23.380</b>	34.175	<b>25.790</b>	<b>1:23.345</b>
5	23.557	33.906	<b>25.652</b>	<b>1:23.115</b>
6	<b>22.955</b>	34.056	26.237	1:23.248
7	<b>22.941</b>	33.897	26.674	1:23.512
8	23.453	34.061	25.784	1:23.298
9	23.009	33.878	<b>25.493</b>	<b>1:22.380</b>
10	23.014	<b>33.404</b>	25.950	<b>1:22.368</b>
11	<b>22.861</b>	33.693	26.208	1:22.762

**N°18 CONDE Hugo**

1	<b>24.410</b>	<b>33.729</b>	<b>26.592</b>	<b>1:24.731</b>
2	<b>24.017</b>	33.992	<b>26.116</b>	<b>1:24.125</b>
3	24.762	34.833	26.250	1:25.845
4	46.750	<b>33.679</b>	<b>25.493</b>	1:45.922
5	<b>23.331</b>	34.040	26.138	<b>1:23.509</b>
6	<b>23.208</b>	33.851	25.551	<b>1:22.610</b>
7	24.378	34.060	33.144	1:31.582
8	23.565	33.965	25.754	1:23.284
9	23.421	34.216	25.546	1:23.183
10	23.566	33.732	25.576	1:22.874
11	23.273	34.110	25.793	1:23.176

**N°25 POURCHAIRE Théo**

1	<b>23.521</b>	<b>33.226</b>	<b>27.456</b>	<b>1:24.203</b>
2	<b>23.181</b>	33.339	<b>26.030</b>	<b>1:22.550</b>
3	<b>22.928</b>	33.656	<b>25.919</b>	<b>1:22.503</b>
4	<b>22.885</b>	33.385	<b>25.707</b>	<b>1:21.977</b>
5	22.980	33.364	<b>25.496</b>	<b>1:21.840</b>
6	23.560	33.378	26.203	1:23.141
7	23.100	33.456	26.028	1:22.584
8	23.006	33.358	25.891	1:22.255
9	<b>22.815</b>	33.263	<b>25.450</b>	<b>1:21.528</b>
10	23.218	<b>33.221</b>	<b>25.403</b>	1:21.842
11	22.852	<b>33.020</b>	25.735	1:21.607

**N°19 PERRIN Sophie**


1	<b>25.972</b>	<b>35.650</b>	<b>26.667</b>	<b>1:28.289</b>
2	<b>23.388</b>	<b>33.595</b>	<b>26.226</b>	<b>1:23.209</b>
3	24.236	34.002	<b>26.169</b>	1:24.407

**N°29 MARTINS Victor**

1	<b>23.437</b>	<b>33.642</b>	<b>26.253</b>	<b>1:23.332</b>
2	<b>22.884</b>	<b>33.627</b>	<b>25.744</b>	<b>1:22.255</b>



Chp. Ile de France  
Le Mans 25-26 Avril 2015



Document 12

**Cadet**

Chp.IDF Cadet  
Final (FI)  
Grille de départ

Sous réserve du contrôle technique ou d'incidents d'ordre sportif

	<b>12</b>	14	LIEGE Bastien	
3	HENRION Gillian	<b>11</b>	16	COSTA Valentin
5	MIALANE Thomas	<b>10</b>	19	PERRIN Sophie
13	LOISON Gwenael	<b>9</b>	9	BERTRAND William
12	VENIER Jonas	<b>8</b>	10	DOMBROWSKI Thomas
44	JEAN Maxime	<b>7</b>	23	IMBOURG Thomas
20	HURAY Ayrton	<b>6</b>	6	HADJAR Isack
15	CHAPON Johann	<b>5</b>	2	NICOLINO Maxime
8	FRAYSSE Killian	<b>4</b>	18	CONDE Hugo
4	PICQUE Alexandre	<b>3</b>	1	NOUET Theo
7	LAPA PEREIRA Simon	<b>2</b>	11	CLEMENT Thibaut
25	POURCHAIRE Théo	<b>1</b>	29	MARTINS Victor

POLE POSITION

