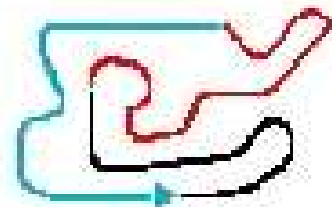




Chp. Ile de France
Le Mans 25-26 Avril 2015



Chp.IDF Cadet

Document 5.1 OFFICIEL

Cadet
Chrono (CH)
Résultats

Sous réserve du contrôle technique ou d'incidents d'ordre sportif

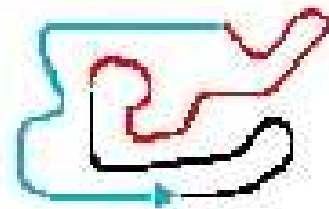
Clt	N°	Pilote	Chassis	Club	Secteur 1	Secteur 2	Secteur 3	Temps	Ecart	Interv.	Tour
1	1	NOUET Theo	C.R.G.	Rosny	17.254	22.899	18.490	58.643			9
2	25	POURCHAIRE Théo		Rosny	17.186	22.905	18.572	58.663	0.020	0.020	8
3	11	CLEMENT Thibaut	C.R.G.	Brétigny	17.284	23.095	18.387	58.766	0.123	0.103	9
4	3	HENRION Gillian	Zanardi	Rosny	17.349	23.036	18.475	58.860	0.217	0.094	9
5	19	PERRIN Sophie	Zanardi	Rosny	17.487	22.848	18.559	58.894	0.251	0.034	9
6	29	MARTINS Victor	Sodi	Brétigny	17.345	23.009	18.590	58.944	0.301	0.050	9
7	6	HADJAR Isack	Zanardi	Sens-Paris	17.418	22.997	18.600	59.015	0.372	0.071	10
8	8	FRAYSSE Killian	Alpha	Sens-Paris	17.372	23.223	18.596	59.191	0.548	0.176	10
9	5	MIALANE Thomas	C.R.G.	Sens-Paris	17.311	23.278	18.628	59.217	0.574	0.026	10
10	23	IMBOURG Thomas	C.R.G.	Rosny	17.538	23.197	18.597	59.332	0.689	0.115	10
11	4	PICQUE Alexandre	Zanardi	Rosny	17.482	23.304	18.690	59.476	0.833	0.144	6
12	13	LOISON Gwenael	Sodi	Angerville	17.547	23.243	18.794	59.584	0.941	0.108	9
13	16	COSTA Valentin	C.R.G.	J.B.H.	17.487	23.295	18.878	59.660	1.017	0.076	10
14	18	CONDE Hugo	Birel	Beltoise	17.504	23.346	18.816	59.666	1.023	0.006	9
15	15	CHAPON Johann	C.R.G.	Angerville	17.577	23.339	18.771	59.687	1.044	0.021	10
16	12	VENIER Jonas	OTK	Brétigny	17.634	23.300	18.776	59.710	1.067	0.023	8
17	9	BERTRAND William	OTK	Angerville	17.506	23.360	18.920	59.786	1.143	0.076	9
18	2	NICOLINO Maxime	A.R.T.	B.R.K.	17.620	23.410	18.777	59.807	1.164	0.021	10
19	7	LAPA PEREIRA Simon	Alpha	Rosny	17.592	23.361	18.863	59.816	1.173	0.009	10
20	20	HURAY Ayrton	Zanardi	Rosny	17.612	23.539	18.735	59.886	1.243	0.070	9
21	14	LIEGE Bastien	Sodi	Angerville				1:00.382	1.739	0.496	3
22	44	JEAN Maxime	C.R.G.	Cormeilles	17.898	23.626	18.999	1:00.523	1.880	0.141	7
23	10	DOMBROWSKI Thomas	Sodi	Angerville	17.917	23.955	19.337	1:01.209	2.566	0.686	6
Non classés											
	17	RAPHANEL Jules	M.R.T.	Brétigny				Non partant			

Départ : 25/04 - 16:23:18

Meilleur tour : N°1 NOUET Theo

58.643

Météo : Légèrement nuageux Air : 18°C Piste : Sèche



Chp.IDF Cadet

Cadet Chrono (CH)

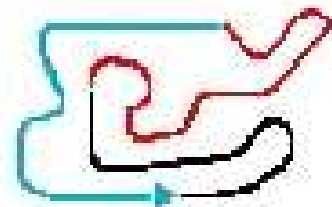
Best Sectors Analysis

Pour information, sans valeur officielle

S1			S2			S3			Ideal Lap Times						
Clt	N°	Temps	Clt	N°	Temps	Clt	N°	Temps	Clt	N°	Pilote	p-l	Ideal Lap	Best Lap	Diff.
1	25	17.186	1	19	22.848	1	11	18.387	1	1	NOUET Theo		58.607	58.643	0.036
2	1	17.219	2	1	22.899	2	3	18.475	2	25	POURCHAIRE Théo		58.608	58.663	0.055
3	11	17.284	3	25	22.903	3	1	18.489	3	11	CLEMENT Thibaut		58.703	58.766	0.063
4	8	17.301	4	3	22.946	4	25	18.519	4	19	PERRIN Sophie		58.744	58.894	0.150
5	5	17.311	5	6	22.982	5	19	18.521	5	3	HENRION Gillian		58.762	58.860	0.098
6	29	17.312	6	29	23.009	6	29	18.583	6	29	MARTINS Victor		58.904	58.944	0.040
7	3	17.341	7	11	23.032	7	8	18.596	7	6	HADJAR Isack		58.924	59.015	0.091
8	6	17.345	8	23	23.146	8	23	18.597	8	8	FRAYSSE Killian		59.052	59.191	0.139
9	19	17.375	9	8	23.155	8	6	18.597	9	5	MIALANE Thomas		59.217	59.217	
10	12	17.418	10	13	23.226	10	5	18.628	10	23	IMBOURG Thomas		59.232	59.332	0.100
10	4	17.418	11	16	23.239	11	4	18.662	11	4	PICQUE Alexandre		59.334	59.476	0.142
12	2	17.424	12	12	23.240	12	20	18.697	12	12	VENIER Jonas		59.434	59.710	0.276
13	18	17.484	13	4	23.254	13	18	18.704	13	16	COSTA Valentin		59.485	59.660	0.175
14	16	17.487	14	9	23.273	14	7	18.715	14	18	CONDE Hugo		59.521	59.666	0.145
15	23	17.489	15	5	23.278	15	16	18.759	15	13	LOISON Gwenaël		59.553	59.584	0.031
16	9	17.506	16	18	23.333	16	15	18.768	16	2	NICOLINO Maxime		59.611	59.807	0.196
17	20	17.519	17	15	23.339	17	12	18.776	17	20	HURAY Ayrton		59.657	59.886	0.229
18	13	17.534	18	7	23.361	18	2	18.777	18	7	LAPA PEREIRA Simon		59.668	59.816	0.148
19	15	17.570	19	2	23.410	19	13	18.793	19	15	CHAPON Johann		59.677	59.687	0.010
20	7	17.592	20	20	23.441	20	9	18.920	20	9	BERTRAND William		59.699	59.786	0.087
21	44	17.771	21	44	23.598	21	44	18.999	21	44	JEAN Maxime		1:00.368	1:00.523	0.155
22	10	17.917	22	10	23.772	22	10	19.046	22	10	DOMBROWSKI Thomas		1:00.735	1:01.209	0.474



Chp.Ile de France
Le Mans 25-26 Avril 2015



Chp.IDF Cadet

Cadet Chrono (CH)

Analyse des tours

Pour information, sans valeur officielle

Tours Secteur 1 Secteur 2 Secteur 3 smps au tour

N°1 NOUET Theo

1			25.772	1:15.794
2			18.940	1:00.718
3			18.695	59.445
4			18.778	59.492
5	17.368	23.364	18.754	59.486
6	17.303	23.077	18.688	59.068
7	17.375	22.998	18.660	59.033
8	17.326	22.932	18.570	58.828
9	17.254	22.899	18.490	58.643
10	17.219	23.037	18.489	58.745

N°2 NICOLINO Maxime

1			19.117	1:02.314
2			20.152	1:01.616
3			18.918	1:00.610
4			19.013	1:00.218
5	17.614	23.537	19.012	1:00.163
6	17.507	23.525	18.880	59.912
7	17.424	23.613	18.929	59.966
8	17.686	23.662	18.880	1:00.228
9	17.557	23.599	18.796	59.952
10	17.620	23.410	18.777	59.807

N°3 HENRION Gillian

1			19.184	1:02.350
2			19.322	1:00.913
3			18.735	59.824
4			18.728	59.500
5	17.414	23.290	18.661	59.365
6	17.341	23.149	18.587	59.077
7	17.364	23.418	18.654	59.436
8	17.401	22.946	18.576	58.923
9	17.349	23.036	18.475	58.860
10	17.408	23.207	19.578	1:00.193

N°4 PICQUE Alexandre

1			19.178	1:03.401
2			19.074	1:00.482
3			18.962	1:00.149
4			18.899	1:00.522
5	17.811	23.413	18.852	1:00.076
6	17.482	23.304	18.690	59.476
7	17.482	23.431	18.903	59.816
8	17.536	23.349	18.662	59.547
9	17.418	23.254	19.009	59.681
10	17.514	23.311	18.741	59.566

N°5 MIALANE Thomas

1			19.147	1:02.220
---	--	--	--------	----------

Tours Secteur 1 Secteur 2 Secteur 3 smps au tour

2			19.388	1:00.888
3			18.992	1:00.146
4			19.000	59.930
5	17.475	23.496	18.772	59.743
6	17.373	23.427	18.745	59.545
7	17.367	23.546	18.850	59.763
8	17.410	23.387	18.718	59.515
9	17.408	23.566	18.724	59.698
10	17.311	23.278	18.628	59.217

N°6 HADJAR Isack

1			19.162	1:02.302
2			19.720	1:01.243
3			19.018	1:00.646
4			18.942	59.700
5	17.757	23.173	18.632	59.562
6	17.438	23.118	18.755	59.311
7	17.362	22.982	18.729	59.073
8	17.488	23.295	18.942	59.725
9	17.345	23.226	18.597	59.168
10	17.418	22.997	18.600	59.015

N°7 LAPA PEREIRA Simon

1			19.305	1:03.378
2			18.994	1:02.469
3			18.897	1:00.355
4			18.945	1:00.067
5	17.603	23.635	18.763	1:00.001
6	17.654	23.539	18.784	59.977
7	17.617	24.017	19.118	1:00.752
8	17.662	23.460	18.778	59.900
9	17.783	23.458	18.715	59.956
10	17.592	23.361	18.863	59.816

N°8 FRAYSSE Killian

1			19.014	1:01.862
2			19.146	1:01.029
3			19.057	1:00.085
4			19.137	1:00.064
5	18.029	23.477	18.799	1:00.305
6	17.524	23.292	18.678	59.494
7	17.301	23.155	18.792	59.248
8	17.416	23.218	19.200	59.834
9	19.309	23.311	18.718	1:01.338
10	17.372	23.223	18.596	59.191

N°9 BERTRAND William

1			22.007	1:06.276
2			19.655	1:10.535
3			19.017	1:00.265
4			19.055	1:00.155

Tours Secteur 1 Secteur 2 Secteur 3 smps au tour

5	17.575	23.522	18.934	1:00.031
6	17.523	23.507	18.953	59.983
7	17.608	23.308	18.976	59.892
8	17.605	23.273	19.045	59.923
9	17.506	23.360	18.920	59.786
10	17.570	23.415	19.856	1:00.841

N°10 DOMBROWSKI Thomas

1			19.782	1:06.222
2			19.892	1:02.441
3			19.152	1:01.290
4			19.533	1:01.616
5	18.030	23.956	20.372	1:02.358
6	17.917	23.955	19.337	1:01.209
7	18.157	24.055	19.155	1:01.367
8	17.953	23.892	19.471	1:01.316
9	18.892	23.772	19.282	1:01.946
10	18.174	24.379	19.046	1:01.599

N°11 CLEMENT Thibaut

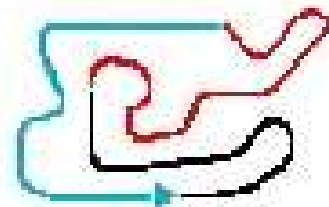
1			19.040	1:02.145
2			18.848	59.842
3			18.915	1:00.075
4			18.874	59.920
5	17.525	23.241	18.804	59.570
6	17.583	23.273	18.439	59.295
7	17.402	23.459	18.665	59.526
8	17.456	23.032	18.510	58.998
9	17.284	23.095	18.387	58.766
10	17.438	23.249	19.221	59.908

N°12 VENIER Jonas

1			19.485	1:04.333
2			19.075	1:00.882
3			19.089	1:13.880
4			19.196	1:00.916
5	17.418	23.386	19.381	1:00.185
6	17.555	23.432	18.784	59.771
7	17.586	23.386	18.860	59.832
8	17.634	23.300	18.776	59.710
9	17.651	23.240	18.932	59.823
10	17.644	23.365	18.795	59.804

N°13 LOISON Gwenael

1			19.173	1:02.481
2			19.105	1:00.586
3			19.069	1:00.385
4			19.055	1:00.178
5	17.681	23.464	18.899	1:00.044
6	17.625	23.361	18.793	59.779
7	17.660	23.291	18.864	59.815



Chp.IDF Cadet

Cadet Chrono (CH)

Analyse des tours

Pour information, sans valeur officielle

Tours	Secteur 1	Secteur 2	Secteur 3	mps au tour
8	17.624	23.282	18.849	59.755
9	17.547	23.243	18.794	59.584
10	17.534	23.226	19.638	1:00.398

N°15 CHAPON Johann

Tours	Secteur 1	Secteur 2	Secteur 3	mps au tour
1			19.280	1:04.052
2			19.023	1:01.016
3			18.899	1:00.171
4			18.938	1:00.086
5	17.624	23.423	18.939	59.986
6	17.619	23.498	18.810	59.927
7	18.014	23.430	19.458	1:00.902
8	17.570	23.418	18.815	59.803
9	18.420	23.498	18.768	1:00.686
10	17.577	23.339	18.771	59.687

N°16 COSTA Valentin

Tours	Secteur 1	Secteur 2	Secteur 3	mps au tour
1			19.361	1:03.941
2			19.028	1:01.050
3			19.075	1:00.585
4			19.062	1:00.353
5	17.780	23.325	18.855	59.960
6	17.618	23.458	18.864	59.940
7	17.563	23.239	18.915	59.717
8	17.657	23.408	19.127	1:00.192
9	17.635	23.270	18.759	59.664
10	17.487	23.295	18.878	59.660

N°18 CONDE Hugo

Tours	Secteur 1	Secteur 2	Secteur 3	mps au tour
1			26.076	1:16.088
2			19.159	1:00.887
3			19.246	1:00.755
4			18.880	1:00.027
5	17.542	23.382	18.763	59.687
6	17.484	23.823	18.704	1:00.011
7	17.651	23.477	18.719	59.847
8	17.898	23.333	18.949	1:00.180
9	17.504	23.346	18.816	59.666
10	17.534	23.347	18.823	59.704

N°19 PERRIN Sophie

Tours	Secteur 1	Secteur 2	Secteur 3	mps au tour
1			19.132	1:01.986
2			24.793	1:05.870
3			18.771	1:03.273
4			18.675	59.435
5	17.375	23.260	18.588	59.223
6	17.516	23.061	18.521	59.098
7	17.714	23.012	18.676	59.402
8	17.401	22.952	18.606	58.959
9	17.487	22.848	18.559	58.894
10	17.389	22.905	18.663	58.957

N°20 HURAY Ayrton

Tours	Secteur 1	Secteur 2	Secteur 3	mps au tour
1			19.125	1:02.339
2			19.390	1:00.905
3			18.833	1:00.218
4			18.803	59.910
5	17.772	23.561	18.958	1:00.291
6	17.749	23.441	18.991	1:00.181
7	17.772	23.636	18.951	1:00.359
8	17.727	23.671	18.955	1:00.353
9	17.612	23.539	18.735	59.886
10	17.519	23.679	18.697	59.895

N°23 IMBOURG Thomas

Tours	Secteur 1	Secteur 2	Secteur 3	mps au tour
1			21.480	1:12.873
2			18.859	1:00.236
3			18.789	1:00.204
4	17.602	23.374	18.777	59.753
5	17.646	23.560	18.811	1:00.017
6	17.489	23.260	18.762	59.511
7	17.570	23.443	18.712	59.725
8	17.610	23.146	18.799	59.555
9	17.507	23.292	18.716	59.515
10	17.538	23.197	18.597	59.332

N°25 POURCHAIRE Théo

Tours	Secteur 1	Secteur 2	Secteur 3	mps au tour
1			21.347	1:15.278
2			18.849	59.879
3			18.683	59.342
4			18.676	59.100
5	17.304	23.014	18.758	59.076
6	17.249	22.954	18.603	58.806
7	17.298	22.936	18.629	58.863
8	17.186	22.905	18.572	58.663
9	17.767	22.933	18.519	59.219
10	17.223	22.903	18.561	58.687

N°29 MARTINS Victor

Tours	Secteur 1	Secteur 2	Secteur 3	mps au tour
1			26.654	1:22.469
2			20.236	1:02.873
3			19.056	1:00.576
4			18.750	59.496
5	17.456	23.149	18.613	59.218
6	17.414	23.127	18.597	59.138
7	17.382	23.067	18.583	59.032
8	17.312	23.459	18.589	59.360
9	17.345	23.009	18.590	58.944
10	17.315	23.268	19.143	59.726

N°44 JEAN Maxime

Tours	Secteur 1	Secteur 2	Secteur 3	mps au tour
1			21.138	1:06.144